






TEMPLATE: Player Screen, 8.5"x 34", Triple

NOTES:

1. Place your artwork on the layer labeled "YOUR ARTWORK".
Do not place artwork on the guide layer
2. Delete the guide layer before submitting your files.
3. Template is on the second page of this PDF.

DEFINITIONS:

| | | |
|--|-------------------|--|
|  | Bleed line | Artwork that extends to the edge of the screen must extend to the bleed line. |
|  | Trim line | This is the final size of your screen. |
|  | Safe Zone | All important content should be inside this line to account for a minor trimming variance. |

FRONT
PLACE ARTWORK
WITHIN TEMPLATE

TRIM SIZE: 8.3" x 33.8"

BACK
PLACE ARTWORK
WITHIN TEMPLATE

TRIM SIZE: 8.5" x 34"

FOLDOVER AREA.
EXTEND ARTWORK TO FRONT.

FOLDOVER AREA.
EXTEND ARTWORK TO FRONT.

FOLDOVER AREA.
EXTEND ARTWORK TO FRONT.

FOLDOVER AREA.
EXTEND ARTWORK TO FRONT.